





Salvation - Digital Course

PERSONA	<p>This training is designed for unbelievers and believers</p> <ul style="list-style-type: none">• There is currently a gap in reaching a specific audience which is virtual audience or those who can not attend the church personally.• The information provided in this training will benefit unbelievers and believers in understanding the gift of salvation and eternal life.
OBJECTIVE	<p>OVERALL OBJECTIVE:</p> <p>Provide e-learning modules that teaches the basis of salvation, understanding redemption, eternal life and baptism by water. This is an interactivity training that allows participants to dive deeper into scriptures to that supports the Christian belief.</p>

DELIVERY FORMAT	<p>Course to be delivered via online eLearning course that consists of 4 modules. Rise 360/Storyline will be the tool used to develop the content.</p> <p>The courses will consist of:</p> <ul style="list-style-type: none">• Videos (talking head videos, digital videos)• Interactive activities• Reference guides• Knowledge checks
ASSESSMENT	<p>Successful completion of a module/course includes:</p> <ul style="list-style-type: none">• Completion of content• Successful proclamation of faith.

Icons	
	Scripture
	Pronunciation
	Lightbox - Journal... take notes
	Checkpoints

(scripture first thing seen. scripture on center screen for 30s-45s. Fades and Menu layer is shown)

1 Thessalonians 59:10

For God has not destined us for wrath, but to obtain salvation through our Lord Jesus Christ, who died for us so that whether we are awake or asleep we might live with him

Menu screen has:

1. Church Name and Logo (top left)
2. The 4 sections Titles
 - a. Hover over section titles participants can see learning objectives
 - b. Mobile device- on the side of the section title, an icon with a circle and + in the middle allows participants to access the learning objectives
 - c. Sections are locked for toggle navigation. Once the participant completes section it remains unlocked and participant is able to reflect back on lessons.
3. Bottom Right corner is accessibility tools for keyboard and explains the icons and how to use them. This will be on the bottom right corner of every screen throughout lesson for reflection.
4. Top Right Corner journal icon so that participants can take notes and print at the end of lesson, save to computer, reflect.

Introduction:

Video

Background Music is Dramatic fades into loud and fades out quietly

"The Journey to Salvation: A Zoom Through Time"

[Opening shot fades in from black to reveal a chaotic and dark scene with multiple people engaged in sinful activities: anger, greed, jealousy, adultery, drunkenness, and stealing. The camera zooms through the scene, capturing their expressions.]

Narrator (V.O.): In the beginning, humanity was lost in a sea of sin, consumed by their own desires.

[The scene transitions to a serene garden, bathed in golden

	<p>light, as Adam and Eve enjoy their time together. Suddenly, darkness envelops them, and they are cast out, covering themselves in shame.]</p> <p>Narrator (V.O.): But the story of salvation began in the Garden of Eden, where Adam and Eve's disobedience led to their expulsion.</p> <p>[The camera then quickly moves through different historical scenes, starting with the killing of a lamb and the spreading of its blood on the doorposts during the Passover in Egypt.]</p> <p>Narrator (V.O.): The blood of the lamb, a symbol of sacrifice, marked the path to salvation.</p> <p>[Cut to a scene of the Great Flood, with the camera capturing the devastation and chaos as the waters rise.]</p> <p>Narrator (V.O.): The flood washed away the sins of humanity, giving them a fresh start.</p> <p>[Abruptly, the camera shows the ground opening up and swallowing the rebellious Israelites during their wilderness journey. And a child crying is heard. The birth of Jesus is shown]</p> <p>Narrator (V.O.): When the Israelites rebelled, the Lord showed His power and justice. But the Lord loves His children and had a means to save.</p> <p>[Quick glimpses of Christ on the cross, bearing the weight of humanity's sins, and being beaten by the soldiers.]</p> <p>Narrator (V.O.): In the person of Jesus Christ, God bore our sins on the cross.</p> <p>[The camera reveals an empty tomb, and the scene changes to</p>
--	---

	<p>various glimpses of an empty tomb, symbolizing Christ's resurrection.]</p> <p>Narrator (V.O.): The empty tomb proclaimed victory over sin and death.</p> <p>[The camera transitions to a heavenly scene with someone sitting at the right hand of the throne, representing Christ's exaltation.]</p> <p>Narrator (V.O.): Jesus ascended to heaven and now sits at the right hand of God.</p> <p>[The final shot shows a close-up of a Bible open to Romans 6:23.]</p> <p>Narrator (V.O.): "For the wages of sin is death, but the free gift of God is eternal life in Christ Jesus our Lord." - Romans 6:23</p> <p>[The video fades to black, leaving the message of salvation and hope.]</p> <p><i>(button to proceed to next section)</i></p>
<p style="text-align: center;">Section 1</p> <p style="text-align: center;">What is Salvation and Why We Need It</p> <p>Learning Objectives:</p> <ul style="list-style-type: none"> • Define the concept of salvation and understand its significance. • Explain the biblical origin of humanity's need for salvation. • Discuss key Scriptures (Romans 3:23, Genesis 6:5, Psalm 58:3, 2 Corinthians 5:21, Romans 6:23a) that highlight humanity's fallen state and the consequences of sin. • Recognize the theological concept of death as the separation between humanity and God and its implications. 	
What is Salvation	Yesha <i>(clickable speaker icon that has pronunciation)</i>

	<p><i>(Fades in underneath Yesha)</i></p> <p>signifies freedom from what binds or restricts and thus effects deliverance. The Greek word is “soteria” meaning to provide recovery, to rescue, to effect one’s welfare.</p> <p><i>(button to proceed to next slide)</i></p> <p><i>(Picture of the cross with broken shackles)</i></p> <p>V.O. “If the Lord is showing importance of salvation, and the meaning of salvation is freedom/deliverance, then the Lord is trying to save and deliver us from something...”</p>
The Fall: Why we need Salvation	<p>(clickable bible icon) Scripture: Genesis 3</p> <p>(after clicking on the scripture a trigger to start in V.O. Bolded words will fade onto the screen when V.O. speaks those parts.)</p> <p>“Due to the introduction of sin, man/woman became disconnected from God. There was no longer unity. The ability to only do good was introduced to the option of doing wrong. Good and evil became known to humanity. It was their disobedience to the one rule that God had.”</p>
The Fall (Video)	<p>Union and Separation: A Tale of Longing and Struggle"</p> <p>The camera slowly zooms in on two figures, personifying the union between Humanity and God. They move gracefully together, perfectly synchronized in their dance, symbolizing harmony and unity.]</p>

	<p>Narrator (V.O.): "In the beginning, there was a perfect union, where God and Humanity danced as one."</p> <p>Scene 2: The Moment of Separation [Suddenly, humanity begins to move away from God, creating distance. The separation is palpable as they drift apart. The music shifts to a more melancholic tone.]</p> <p>Narrator (V.O.): "But one day, a divide emerged. A longing for independence pulled them apart."</p> <p>Scene 3: The Yearning [The camera focuses on God, gazing longingly at the one who has moved away. It reaches out, expressing a deep desire for reconnection, but the gap remains.]</p> <p>Narrator (V.O.): "God left behind yearned for the lost connection, an ache deep within its core."</p> <p>Scene 4: The Struggle [Humanity is shown in turmoil, torn between its desire for independence and the undeniable pull of the other. It wrestles with conflicting emotions, representing the struggle between flesh and soul.]</p> <p>Narrator (V.O.): "The one who ventured forth grappled with a battle within. A struggle between the call of the flesh and the yearning of the soul."</p>
The Fall: Man's Problem = Sin	<p><i>4 toggles on the screen. Dropdown menu of scripture. Each scripture has a voiceover</i></p> <p>Romans 3:23 - "For all have sinned and fall short of the glory of God"</p>

	<p>Genesis 6:5 - “Then the Lord saw that the wickedness of man was great on the earth, and that every intent of the thoughts of his heart was only evil continually.</p> <p>Psalm 58:3 - “The wicked speak lies go astray from birth”</p> <p>2 Corinthians 5:21 - “He made Him who knew no sin to be sin on our behalf so that we might become the righteousness of God in Him.</p>
<p>Explantation of Sin (optional resource)</p> <p>*participants can skip this if they choos it is an optional resource. There will be a next button on the previous slide as well as a button that says <i>*dive deeper*</i> for those wanting to learn a little more about sin. *</p> <p>Talking head of the explanation of sin (can be made in powerpoint and then used Synthesia to use the talking head).</p> <p>Sin is: Examples of Sin:</p> <p>*it is important to talk about that one sin is no greater than any sin. All sin is the same. * can go into the top sin which is blasphemy. And also mention the sin in which john or paul talks about it is a sin to not do what you know you should do.”</p>	
Death	<p>Romans 6:23a- “For the wages of sin is death”</p> <p>Death is the Separation of Human and God. Apart from Christ, there is no life. You will not live eternally apart from Him. Instead in death, you are destined to the pits of Hell and into the Lake of Fire upon his return and defeat of satan.</p> <p>At the end of this section give me a hit of allowing me to apply this back to me. Maybe a “how does this apply to you” reflection. I’d do that in each section</p>
Checkpoint: Reflection	<p>Reflect over your current life.</p> <p>Why do you believe you need salvation? What experiences in your life have you pondered the need for salvation?</p>

	<p>*if virtual on zoom this can be a discussion within the group. If this is self-paced, this can be connected to an LMS where participants are able to submit their responses.*</p> <p>*many churches keep the documents in their member files.*</p>
<p style="text-align: center;">Section 2</p> <p style="text-align: center;">Redemption and Grace: Being Saved</p> <p>By the end of this lesson, participants will be able to:</p> <ul style="list-style-type: none"> • Understand the concept of redemption and grace as integral components of being saved. • Explain the significance of John 14:6 in the context of salvation. • Identify the key elements of the Gospel message found in 1 Corinthians 15:1-4. • Explore the theological aspects of Christ's death, burial, and resurrection in the process of salvation. 	
	<p>Scripture shown in the middle of the screen</p> <p>John 14:6 Jesus said to him, "I am the way, and the truth, and the life. No one comes to the Father except through me."</p>
How am I Saved? video	<p>title: "The Gospel of Hope: 1 Corinthians 15:1-4"</p> <p>[Introduction] [The opening shot fades in to reveal a serene, peaceful setting – perhaps a beautiful garden or a calm lakeside. Gentle, uplifting music plays softly in the background.]</p> <p>Narrator (V.O.): "In the heart of the New Testament, in the book of Corinthians, we find words of hope and redemption that have echoed through the ages."</p> <p>Scene 1: The Scripture (0:15 - 0:30)</p>

	<p>[The camera zooms in on an open Bible displaying 1 Corinthians 15:1-4.]</p> <p>Narrator (V.O.): "First Corinthians, chapter fifteen, verses one to four."</p> <p>[On-screen text displays the verses: 1 Corinthians 15:1-4]</p> <p>Verse 1: The Foundation [A spotlight illuminates the words of verse 1.]</p> <p>Narrator (V.O.): "Now, brothers and sisters, I want to remind you of the gospel I preached to you, which you received and on which you have taken your stand."</p> <p>[As the verse is read, scenes of people from different backgrounds, cultures, and ages are shown standing firm, representing their unwavering faith in the gospel.]</p> <p>Verse 2: The Means of Salvation [A spotlight shifts to verse 2.]</p> <p>Narrator (V.O.): "By this gospel, you are saved if you hold firmly to the word I preached to you. Otherwise, you have believed in vain."</p> <p>[Images of individuals holding onto the Bible, praying, and seeking God's guidance depict the act of holding firmly to the gospel.]</p> <p>Verse 3: The Message of Christ [A spotlight moves to verse 3.]</p> <p>Narrator (V.O.): "For what I received I passed on to you as of first importance: that Christ died for our sins according to the Scriptures."</p>
--	---

[Visuals of a cross and images representing Christ's sacrifice illustrate the profound message of Christ's death for the forgiveness of sins.]

Verse 4: The Hope of Resurrection

[A spotlight shifts to verse 4.]

Narrator (V.O.): "That he was buried, that he was raised on the third day according to the Scriptures."

[Scenes of an empty tomb at sunrise, symbolizing Christ's resurrection, are accompanied by the sound of a stone rolling away.]

Scene 2: The Message of Hope

[The camera pans out to show the Bible in its entirety.]

Narrator (V.O.): "These verses remind us of the core of the Christian faith, the message of hope, redemption, and salvation."

Scene 3: Closing

[The camera slowly zooms out, revealing the peaceful setting once more. The music swells, conveying a sense of spiritual fulfillment.]

Narrator (V.O.): "In these words, we find the essence of the gospel—the good news that Christ's sacrifice and resurrection offer forgiveness, redemption, and eternal life."

[The screen fades to black, leaving viewers with the profound message of hope and salvation found in 1 Corinthians 15:1-4.]

	<p><i>(button to proceed to next slide)</i></p>
	<p>We are saved through Gospel</p> <p>The Death, Burial, and Ressurrection of Jesus Christ</p> <p><i>(bolded words are clickable and allow participants to dive deeper into the scriptures that coincide with each)</i> <i>(bolded words when clicked on when bring a layer up. This is a trigger. "When xyz is clicked on, layer xyz will show")</i></p> <p><i>Talking heads</i></p> <p><i>Death:</i> The importance of Death is that upon the cross, where Jesus died, He bore the sins of humanity. He was the ultimate lamb and sacrificed for humanity because he was sinless. Therefore through his purity, He is sufficient to be sacrificed. (recall scriptures of lamb and animals being sacrificed to be forgiven of sins)</p> <p>Through His death, Jesus conquered the power of sin. Believers are set free from the bondage of sin and are given the opportunity for a new life in Christ. His death provides the means for individuals to be justified and declared righteous before God.</p> <p>"For God so loved the world that he gave his one and only Son, that whoever believes in him shall not perish but have eternal life" (John 3:16). It is an act of sacrificial love, offering salvation to all who believe.</p> <p><i>Burial:</i> When Christ was buried he identified with Humanity: Jesus' burial represents His identification with humanity in death. He experienced death and was laid in a tomb just like any other human being. His full humanity and the completeness of His sacrifice.</p>

	<p><i>Resurrection:</i> His resurrection is the ultimate triumph over death. It demonstrates Jesus' power over the grave and His victory over sin and Satan. "I am the resurrection and the life. The one who believes in me will live, even though they die" (John 11:25).</p> <p>Jesus' resurrection offers the promise of eternal life to believers. It assures them that death is not the end but the beginning of a new life with Him. "Because I live, you also will live" (John 14:19).</p>
<p>Section 3 Eternal Life</p> <p>By the end of this section, participants will be able to:</p> <ul style="list-style-type: none"> • Define and understand the concept of eternal life as promised through faith in Jesus Christ. • Explain Romans 6:23b - "The free gift of God is eternal life through Jesus our Lord." • Answer essential questions related to obtaining the "free gift" of salvation through faith. • Identify supporting scriptures that reinforce the understanding of salvation and eternal life. 	
<p><i>shown in the middle of the screen</i></p> <p>The Promise Romans 6:23b "The free gift of God is eternal life through Jesus our Lord"</p>	
Man's Question	<p>Questions are presented with 4 buttons. 2 buttons on top/ two buttons on bottom in a box formation.</p> <div> <div></div> <div></div> <div></div> <div></div> </div> <p>The default view of the button will be a wrapped gift. Once the button is pressed the gift opens up and the question appears</p>

with answer on a different layer. When participant clicks out of the layer the gift is still unwrapped to signify that it was already viewed.

On the layer with question and answer, the bible icon will be in the bottom left corner which will allow participants to view supporting scriptures.

1. What Must I do to obtain this “free gift?”

“Salvation is a gift from God, and it's not something we can earn by our own efforts. It starts with faith.

Acts 16:30-31

Ephesians 2:8-9

2. How do I believe?

Belief, or faith, is like trusting in something or someone. In this case, it's putting your trust in Jesus Christ as your Savior. It's accepting that He paid the price for your sins through His death and resurrection.”

John 15:16

Acts 16:14

Ephesians 1:4

3. What is “eternal life” and when do I get it?

“Eternal life is the promise of spending forever with God. It starts the moment you put your faith in Jesus. It's not just about life after death but experiencing a deep, meaningful relationship with God here and now.”

John 17:1-7

John 10:28-30

Ephesians 1:13-14

4. Who and what did Jesus save me from?

	<p>“Jesus saved us from the consequences of our sins, like separation from God and eternal death. He offers us forgiveness and a new life, reconciling us with God.”</p> <p>Romans 5:6-11</p>
Checkpoint (Section 2/3)	<p>What does the death, burial, and resurrection of Jesus Christ signify for believers in terms of eternal life? Please provide a brief explanation. What does this mean for you in terms of your belief?</p> <p>*if virtual on zoom this can be a discussion within the group. If this is self-paced, this can be connected to an LMS where participants are able to submit their responses.*</p> <p>*many churches keep the documents in their member files.*</p>
<p style="text-align: center;">Section 4 Baptism (By Water)</p> <p>By the end of this section, participants will be able to:</p> <ul style="list-style-type: none"> • Define and understand the concept of water baptism by; • Explain recalling the significance of being submerged in water and risen from the water. • Identify supporting scriptures that reinforce the understanding of salvation and water baptism 	
Introduction Video	<p><i>There is a collection of videos from the church on the baptism of their current members. It's a collage ranging from all ages and shows that the church does believe in water baptism. This will also show the type of baptism that the church believes in. Christianity's belief in submerged water baptism and not a sprinkle/shower baptism.</i></p> <p><i>*if church does not have videos of baptism the following video script can be used to create one.*</i></p> <p>Scene 1: Riverside Baptism</p>

[A serene and picturesque riverside scene with a calm river flowing in the background. A small crowd has gathered by the riverbank, filled with anticipation and joy.]

Narrator (V.O.): "Baptism, a sacred act that signifies new beginnings and a profound commitment to one's faith."

Scene 2: The Baptismal Candidate

[A person dressed in white robes, standing waist-deep in the water, prepares for baptism. They have a serene and focused expression.]

Narrator (V.O.): "A believer who has chosen to publicly declare her faith in Jesus Christ."

Scene 3: The Pastor

[A pastor stands nearby in the water, ready to perform the baptism. They hold a Bible in one hand and offer a reassuring smile to the believer.]

Narrator (V.O.): "And here's Pastor _____ who will guide our believer through this significant moment."

Scene 4: Gathering in Prayer

[The small crowd bows their heads in prayer as Pastor begins to speak.]

Pastor: (Praying) "Heavenly Father, we gather here today to witness this act of (believer) obedience and faith. We thank You for his/her commitment to follow You."

Scene 5: The Baptism

	<p>[believer takes a deep breath and Pastor gently lowers her into the water, immersing her completely for a brief moment. She emerges from the water, her face radiant with joy.]</p> <p>Narrator (V.O.): "As believer is immersed in the water, it symbolizes the washing away of her sins and her identification with the death and resurrection of Jesus."</p> <p>[Pastor extends his hands over Sarah, offering blessings and prayers for her spiritual journey.]</p> <p>Pastor (Blessing) "May the Lord guide your steps and fill your life with His love and grace."</p> <p>Scene 9: The Crowd Celebrates</p> <p>[The crowd claps and cheers, celebrating the decision and the symbolism of her baptism.]</p> <p>Narrator (V.O.): "Baptism is not just an individual act; it's a celebration of faith within the community of believers."</p> <p>Scene 10: Closing Message</p> <p>[The scene transitions back to the serene riverside.</p> <p>[End of video]</p>
Key takeaways:	<p>What is baptism by water? Romans 6:3-4</p> <p>When/ Why should I be baptized? Acts 8:36-38 Acts 19:1-5</p>

Final Summary	<p>Recognize that you are a sinner.</p> <p>Recognize that Jesus died on the cross for you.</p> <p>Repent of your sins.</p> <p>Receive Jesus as your Savior.</p> <p>Believe on the Lord Jesus Christ.</p> <p>Confess your sins and repent.</p> <p>Confess Christ as our Saviour in word and deed.</p> <p>Be baptized.</p> <p>Exercise faith in Jesus and demonstrate that faith by obeying his commands.</p> <p>Have works, or acts of obedience, to prove that your faith is alive.</p>
---------------	---

Resource Tab: FAQ	<p>This section will have frequently asked questions and the answers. Answers can be in the form of text, a video head of someone talking, or a sermon reference. Also can utilize all three for each question so that users can have different learning means.</p>
-------------------	---